

SPECIFICATION OF FLCA SERIES

FEATURES

1. High resistance to heat and humidity.
2. Resistance to mechanical shocks and pressure.
3. Accurate dimensions for automatically surface mounted.



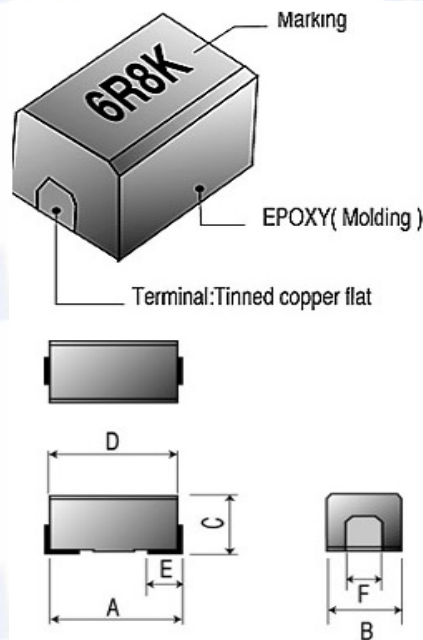
APPLICATIONS

1. Computer products. (Hard Disk , Floppy Disks..Etc.)
2. Communication products. (like : Cordless Phone..Etc.)
3. Modems , OA products , TV set , VCRs..Etc.
4. Countermeasures for complying with CE , FCC VDE or VCCI radiated emissions.

ORDERING CODE

FLCA - 322522 - R12 M T
(1) (2) (3) (4)(5)

- (1) PRODUCT SERIES CODE
 (2) SIZE CODE
 (3) INDUCTANCE
 (4) INDUCTANCE TOLERANCE
 (J : ±5%, K : ±10%, M : ±20%)
 (5) TAPING



SHAPE & DIMENSIONS

UNIT:mm (inch)

SIZE CODE	A	B	C	D	E	F
FLCA-322522 (1210)	3.2±0.3 (0.126±0.012)	2.5±0.2 (0.098±0.008)	2.2±0.2 (0.087±0.008)	2.9±0.2 (0.114±0.008)	0.6 (0.024)	1.0 (0.040)
FLCA-453232 (1812)	4.5±0.3 (0.177±0.012)	3.2±0.2 (0.126±0.008)	3.2±0.2 (0.126±0.008)	4.2±0.2 (0.165±0.008)	1.0 (0.040)	1.2 (0.047)

※All the data listed in this catalogue are for reference only, King Core reserves the right to alter or revise the specifications without prior notification.

WOUND CHIP INDUCTORS → FLCA-322522 SERIES

ELECTRICAL CHARACTERISTICS

ORDERING CODE	Inductance (μH)	Q Min	Test Frequency (MHz)	Self Resonant Frequency (MHz)TYP	DC Resistance (Ω)max	IDC (mA)max
FLCA-322522-R12□T	0.12	30	25.2	500	0.22	450
FLCA-322522-R15□T	0.15	30	25.2	450	0.25	450
FLCA-322522-R18□T	0.18	30	25.2	400	0.28	450
FLCA-322522-R22□T	0.22	30	25.2	350	0.32	450
FLCA-322522-R27□T	0.27	30	25.2	320	0.36	450
FLCA-322522-R33□T	0.33	30	25.2	300	0.40	450
FLCA-322522-R39□T	0.39	30	25.2	250	0.45	450
FLCA-322522-R47□T	0.47	30	25.2	220	0.50	450
FLCA-322522-R56□T	0.56	30	25.2	180	0.55	450
FLCA-322522-R68□T	0.68	30	25.2	160	0.60	450
FLCA-322522-R82□T	0.82	30	25.2	140	0.65	450
FLCA-322522-1R0□T	1.0	30	7.96	120	0.70	400
FLCA-322522-1R2□T	1.2	30	7.96	100	0.75	390
FLCA-322522-1R5□T	1.5	30	7.96	85	0.85	370
FLCA-322522-1R8□T	1.8	30	7.96	80	0.90	350
FLCA-322522-2R2□T	2.2	30	7.96	75	1.00	320
FLCA-322522-2R7□T	2.7	30	7.96	70	1.10	290
FLCA-322522-3R3□T	3.3	30	7.96	60	1.20	260
FLCA-322522-3R9□T	3.9	30	7.96	55	1.30	250
FLCA-322522-4R7□T	4.7	30	7.96	50	1.50	220
FLCA-322522-5R6□T	5.6	30	7.96	47	1.60	200
FLCA-322522-6R8□T	6.8	30	7.96	43	1.80	180
FLCA-322522-8R2□T	8.2	30	7.96	40	2.00	170
FLCA-322522-100□T	10	30	2.52	36	2.10	150
FLCA-322522-120□T	12	30	2.52	33	2.50	140
FLCA-322522-150□T	15	30	2.52	28	2.80	130
FLCA-322522-180□T	18	30	2.52	25	3.30	120
FLCA-322522-220□T	22	30	2.52	23	3.70	110
FLCA-322522-270□T	27	30	2.52	18	5.00	80
FLCA-322522-330□T	33	30	2.52	17	5.60	70
FLCA-322522-390□T	39	30	2.52	16	6.40	65
FLCA-322522-470□T	47	30	2.52	15	7.00	60
FLCA-322522-560□T	56	30	2.52	13	8.00	55
FLCA-322522-680□T	68	30	2.52	12	9.00	50
FLCA-322522-820□T	82	30	2.52	11	10.00	45
FLCA-322522-101□T	100	20	0.796	10	11.00	40

□ Means the inductance tolerance, J±5% K±10% M±20%

※All the data listed in this catalogue are for reference only, King Core reserves the right to alter or revise the specifications without prior notification.

WOUND CHIP INDUCTORS → FLCA-453232 SERIES

ELECTRICAL CHARACTERISTICS

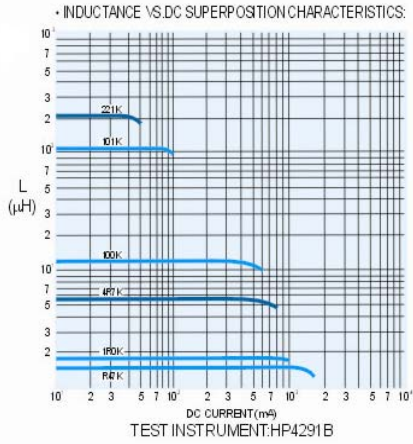
ORDERING CODE	Inductance	Q	Test Frequency	Self Resonant Frequency	DC Resistance	IDC
	(μ H)	Min	(MHz)	(MHz)TYP	(Ω)max	(mA)max
FLCA-453232-R10□T	0.10	35	25.2	300	0.18	800
FLCA-453232-R12□T	0.12	35	25.2	280	0.20	770
FLCA-453232-R15□T	0.15	35	25.2	250	0.22	730
FLCA-453232-R18□T	0.18	35	25.2	220	0.24	700
FLCA-453232-R22□T	0.22	40	25.2	200	0.25	665
FLCA-453232-R27□T	0.27	40	25.2	180	0.26	635
FLCA-453232-R33□T	0.33	40	25.2	165	0.28	605
FLCA-453232-R39□T	0.39	40	25.2	150	0.30	575
FLCA-453232-R47□T	0.47	40	25.2	145	0.32	545
FLCA-453232-R56□T	0.56	40	25.2	140	0.36	520
FLCA-453232-R68□T	0.68	40	25.2	135	0.40	500
FLCA-453232-R82□T	0.82	40	25.2	130	0.45	475
FLCA-453232-1R0□T	1.0	50	7.96	100	0.50	450
FLCA-453232-1R2□T	1.2	50	7.96	80	0.55	430
FLCA-453232-1R5□T	1.5	50	7.96	70	0.60	410
FLCA-453232-1R8□T	1.8	50	7.96	60	0.65	390
FLCA-453232-2R2□T	2.2	50	7.96	55	0.70	380
FLCA-453232-2R7□T	2.7	50	7.96	50	0.75	370
FLCA-453232-3R3□T	3.3	50	7.96	45	0.80	355
FLCA-453232-3R9□T	3.9	50	7.96	40	0.90	330
FLCA-453232-4R7□T	4.7	50	7.96	35	1.00	315
FLCA-453232-5R6□T	5.6	50	7.96	33	1.10	300
FLCA-453232-6R8□T	6.8	50	7.96	27	1.20	285
FLCA-453232-8R2□T	8.2	50	7.96	25	1.40	270
FLCA-453232-100□T	10	50	2.52	20	1.60	250
FLCA-453232-120□T	12	50	2.52	18	2.00	225
FLCA-453232-150□T	15	50	2.52	17	2.50	200
FLCA-453232-180□T	18	50	2.52	15	2.80	190
FLCA-453232-220□T	22	50	2.52	13	3.20	180
FLCA-453232-270□T	27	50	2.52	12	3.60	170
FLCA-453232-330□T	33	50	2.52	11	4.00	160
FLCA-453232-390□T	39	50	2.52	10	4.50	150
FLCA-453232-470□T	47	50	2.52	10	5.00	140
FLCA-453232-560□T	56	50	2.52	9	5.50	135
FLCA-453232-680□T	68	50	2.52	9	6.00	130
FLCA-453232-820□T	82	50	2.52	8	7.00	120
FLCA-453232-101□T	100	40	0.796	8	8.00	110
FLCA-453232-121□T	120	40	0.796	6	8.00	110
FLCA-453232-151□T	150	40	0.796	5	9.00	105
FLCA-453232-181□T	180	40	0.796	5	9.50	102
FLCA-453232-221□T	220	40	0.796	4	10.00	100
FLCA-453232-271□T	270	40	0.796	4	12.00	92
FLCA-453232-331□T	330	40	0.796	3.5	14.00	85
FLCA-453232-391□T	390	40	0.796	3	18.00	80
FLCA-453232-471□T	470	40	0.796	3	26.00	62
FLCA-453232-561□T	560	30	0.796	3	30.00	50
FLCA-453232-681□T	680	30	0.796	3	30.00	50
FLCA-453232-821□T	820	30	0.796	2.5	35.00	30
FLCA-453232-102□T	1000	20	0.252	2.5	40.00	30

□ Means the inductance tolerance, J \pm 5% K \pm 10% M \pm 20%

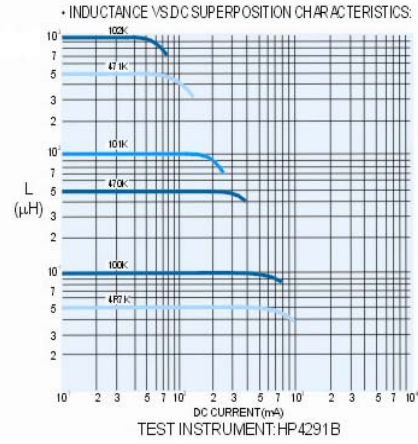
※All the data listed in this catalogue are for reference only, King Core reserves the right to alter or revise the specifications without prior notification.

WOUND CHIP INDUCTORS → FLCA SERIES

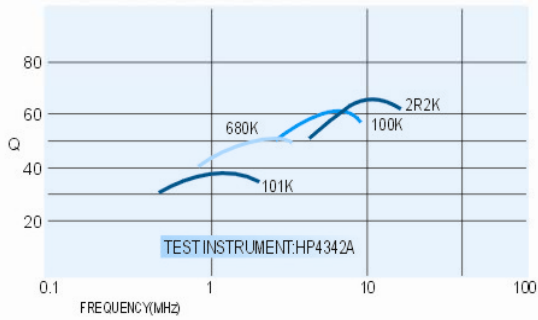
FLCA-322522



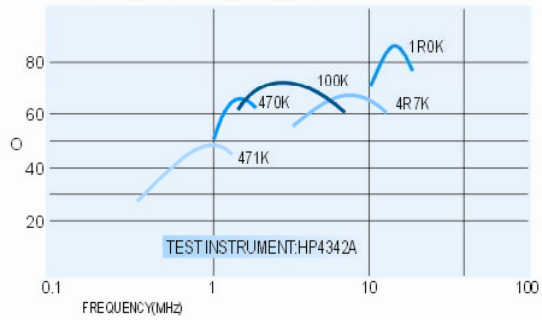
FLCA-453232



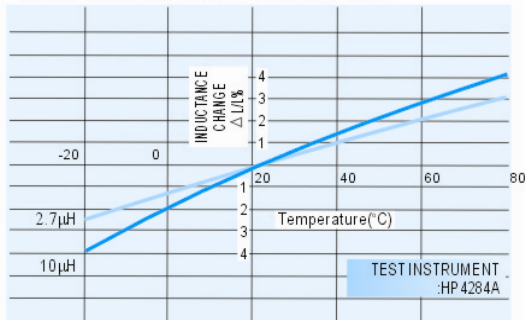
• Q VS. FREQUENCY RESPONSE



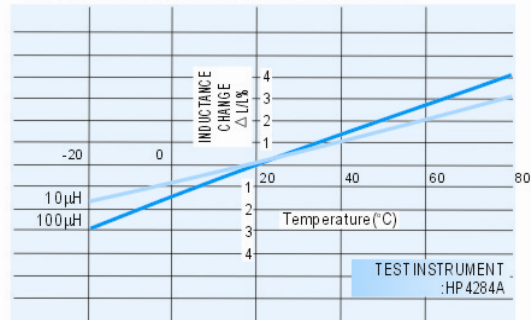
• Q VS. FREQUENCY RESPONSE



• INDUCTANCE vs. TEMPERATURE RESPONSE



• INDUCTANCE vs. TEMPERATURE RESPONSE



※All the data listed in this catalogue are for reference only, King Core reserves the right to alter or revise the specifications without prior notification.